

FAMILY ENGAGEMENT INITIATIVE



2023 DATA REPORT

January 1, 2023 - December 31, 2023

Pennsylvania’s Family Engagement Initiative (FEI) is designed to assist select counties in furthering collaborative efforts between the judiciary and the child welfare agency to enhance family involvement in the child welfare system. The overall purpose of the FEI is to **reduce trauma**. The FEI focuses on three core components designed to meaningfully involve family: **Enhanced Legal Representation; Family Finding – Revised; and Crisis/Rapid Response Family Meetings**. This data report includes progress and outcomes for FEI Counties from their implementation date through December 2023.

Family Engagement Initiative Counties


Phase 1	Phase 2	Phase 3	Phase 4	Phase 5**
<i>Started 2018</i>	<i>Started 2019</i>	<i>Started 2020</i>	<i>Started 2022</i>	<i>Started 2024</i>
Clinton	Beaver	Dauphin	Bradford	Erie
Northampton	Butler	Lehigh	Lycoming	Juniata
Union	Fayette	Northumberland	Washington	Luzerne
	Snyder	Philadelphia*		Potter
	Tioga			Warren
	Venango			

FEI Counties not included in the statewide data set :

** Philadelphia County because their data would skew the distribution of data.*

*** Phase Five Counties because they have not completed a full year of implementing the FEI.*

FAMILY ENGAGEMENT INITIATIVE DESIRED OUTCOMES



INCREASE...

- Meaningful Family Involvement
- Timely Permanence
- Use of Kinship Care
- Youth and Family Well-being



DECREASE...

- Children Entering Foster Care
- Children Re-entering Foster Care
- Use of Congregate Care

Data source: CPCMS and CRRFM Data Collection Forms submitted by FEI Counties

ENHANCED LEGAL REPRESENTATION

FEI County Oversight Teams select two of the four standards of practice listed in the table below to enhance quality legal representation. The chart below indicates the number of action items and the progress made during the year by all FEI Counties.

Standard of Practice	ACTION ITEMS			
	Not Started	In Progress	Completed	Ongoing/ Monitoring
Client Relationship and Contact	15	33	40	59
Case Preparation	9	33	24	58
Advocacy	2	7	8	14
Attorney Feedback Mechanism	1	3	0	10
TOTAL	27	76	72	141

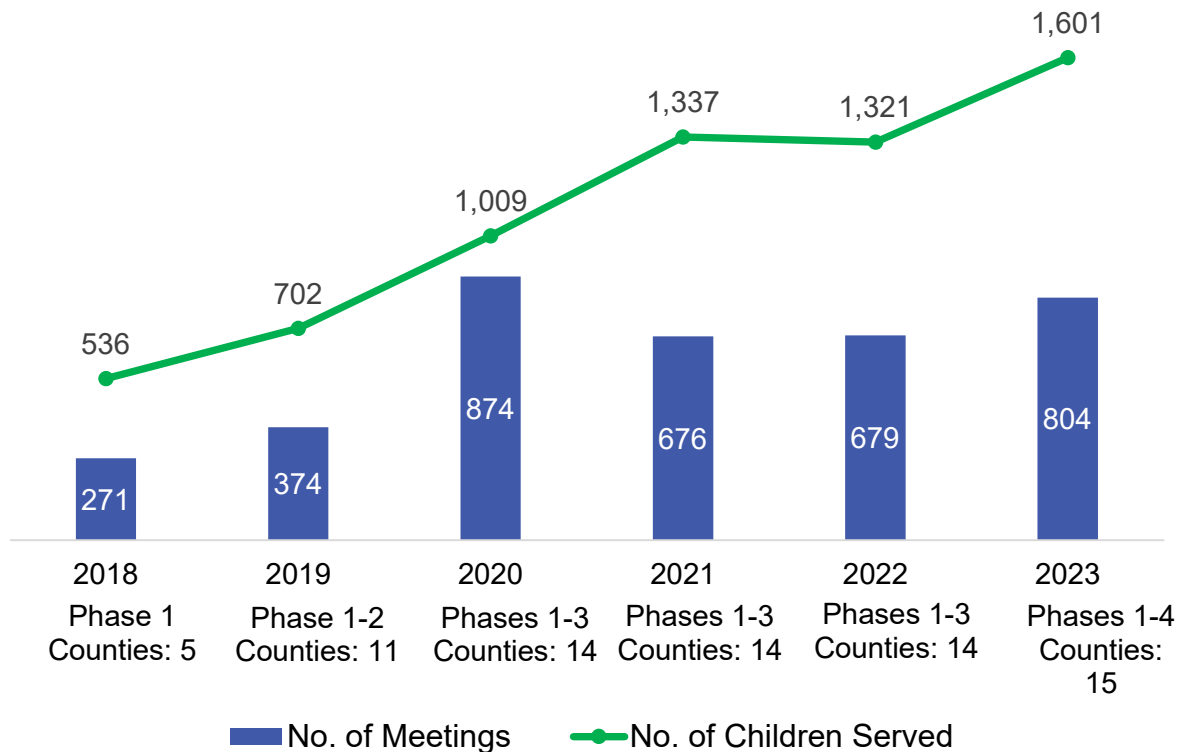
- The top two standards of practice focused on were **Client Relationship and Contact** and **Case Preparation**.
- FEI Counties collectively completed **72** action items to enhance quality legal representation, with **76** items in progress and **141** items ongoing or being monitored.

CRISIS/RAPID RESPONSE FAMILY MEETINGS

Crisis/Rapid Response Family Meetings involve gathering family/kin and community supports quickly, directly following an emergent event, that will likely result in an out-of-home placement for the child. This inclusive, family-centered approach is designed to not only give the family a voice but to actively involve them in decision-making.

In 2023 ...

804 Meetings Held **Serving** **1,601** Children

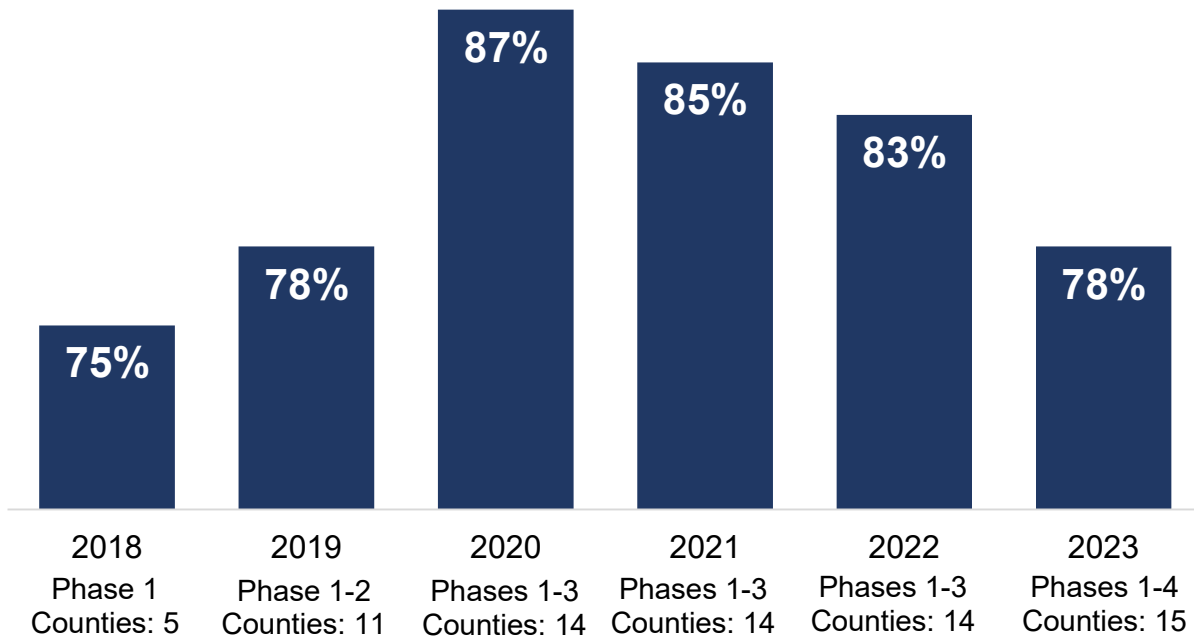


CRISIS/RAPID RESPONSE FAMILY MEETINGS

One element measured for the fidelity of Crisis/Rapid Response Family Meetings (CRRFM) is that the Facilitator/Coordinator should attempt to get as many family, kin, and community supports as possible involved in the family meeting. This approach strengthens partnerships between family and child welfare professionals with the common goals of the child's safety, permanency, and well-being.

Of the **1,601** children served in 2023, **78%** had more family/kin in attendance than professionals present, which decreased by **5%** when compared to the previous year.

Percentage of Children Had More Family/Kin In Attendance than Professionals Present



CRISIS/RAPID RESPONSE FAMILY MEETINGS

The goal of these neutral facilitated family meetings is to address the immediate concern leading to the need to remove the child from his/her home by developing a family plan. The family plans are designed to allow children to remain safely in their own homes, or if that is not possible, place them with kin to reduce trauma and maintain family/community connections.

Of the **1,601** children who had a family meeting in 2023:



1,117 children were **at home** at the time of the family meeting

At the conclusion of the family meeting:

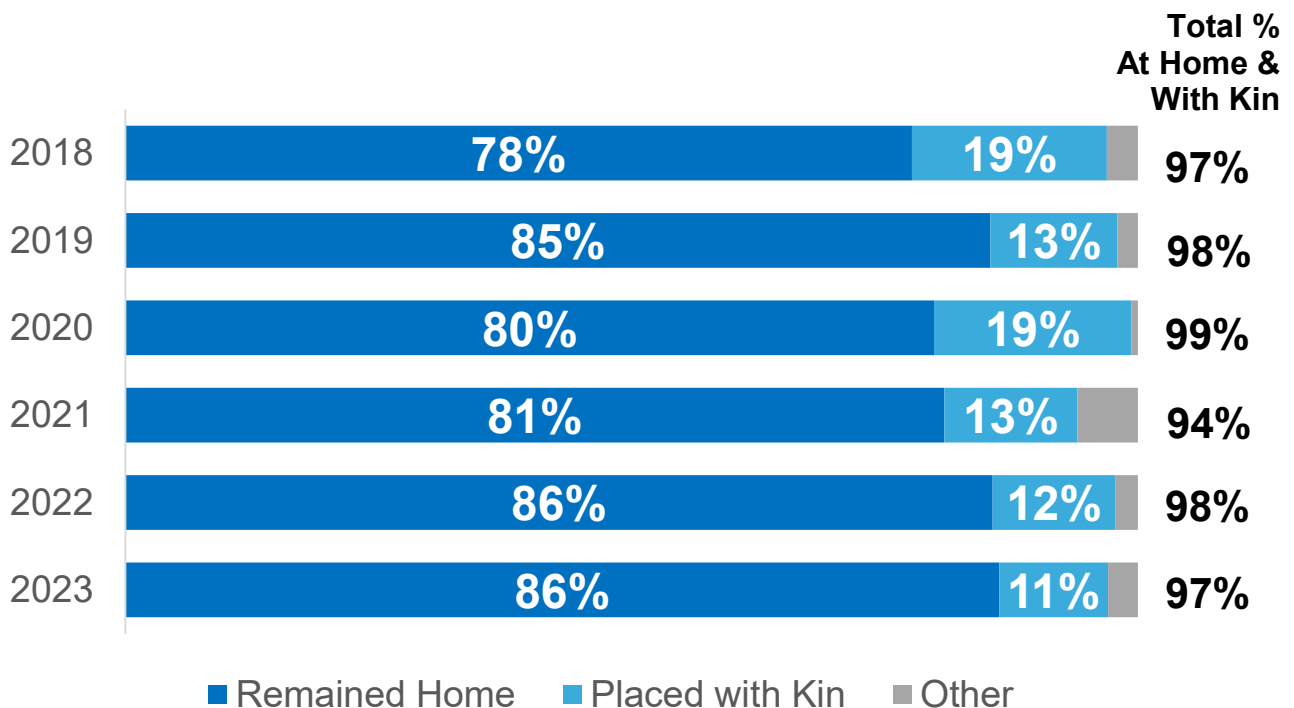
964 children (**86%**) remained at home

120 children (**11%**) were placed with kin



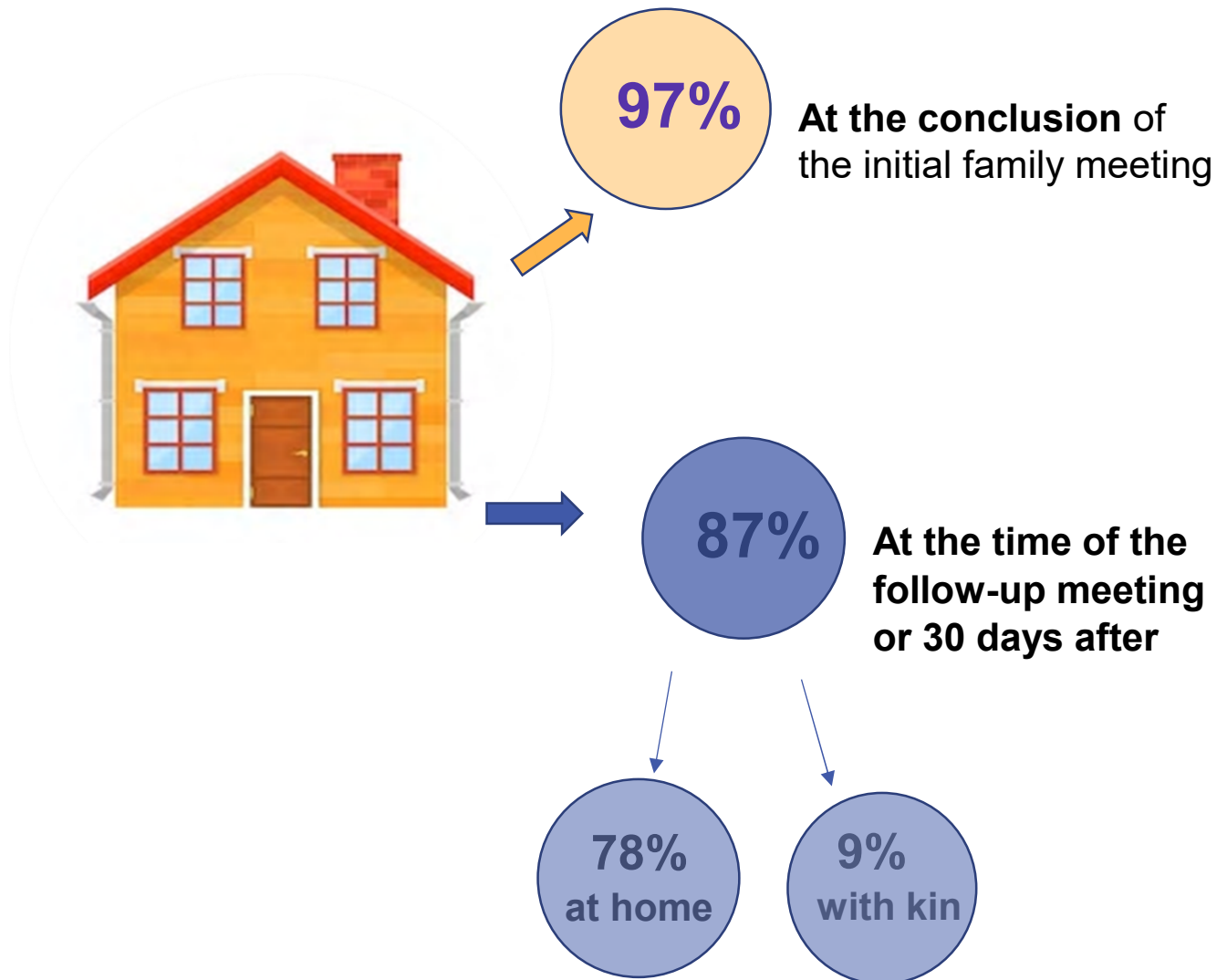
of the children remained safely at home or were placed with someone they knew at the conclusion of the family meeting.

Over the past six years (2018 - 2023), most children residing at home at the time of the family meeting remained safely at home or with kin.



CRISIS/RAPID RESPONSE FAMILY MEETINGS

The percentage of children residing at home at the initial family meeting **who remained safely at home or with family/kin:**

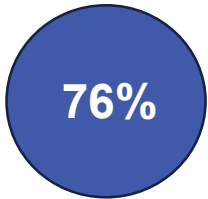


The follow-up placement data for 3 months and 6 months following the initial Crisis/Rapid Response Family Meeting is not due from counties until July 15, 2024. The follow-up section of this report will be updated once this data set becomes available.

FAMILY FINDING REPORT TO THE COURT

FEI Counties file Family Finding Reports to the Court for every dependency hearing. These reports provide information on the child welfare agency's family finding efforts since the previous hearing, the child's Adverse Childhood Experiences (ACE) score, and the child's resilience through the Child's Connection Circle, Child's Activity Calendar, and the identification of adults helping the child/family.

In 2023, of the **313** court records reviewed on **531** hearings ...



47% Had a completed Family Finding Report to the Court

29% Had a partially completed Family Finding Report to the Court

67% Included the child's ACE score

71% Included a completed Child's Connections Circle, **same** as in 2022

67% Included a completed Child's Activity Calendar, **up** from 65% in 2022



An ACE score at or above a 4 is of particular concern. The court hearings reviewed showed:

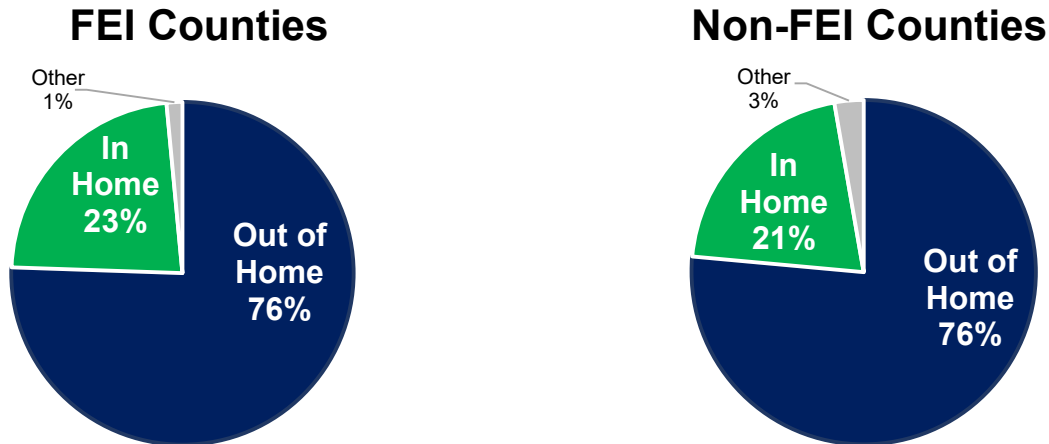
358 Family Finding Reports to the Court included the ACE score

62% of ACE scores with a score of 4 and above



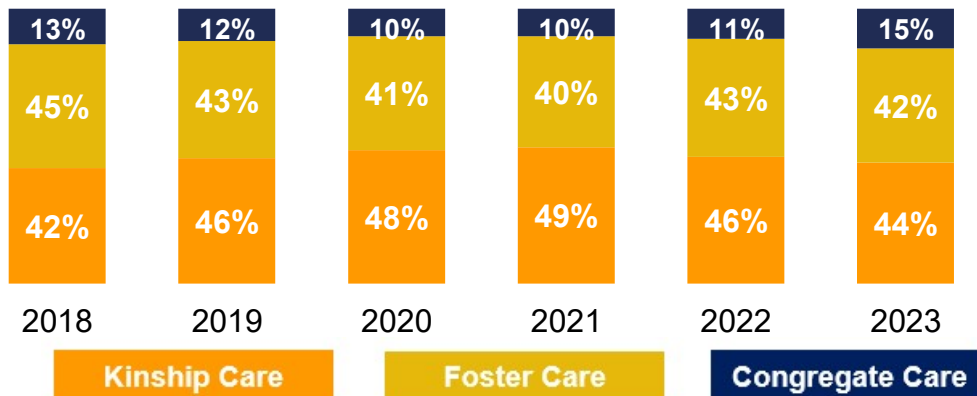
FEI OUTCOMES: COURT SUPERVISION & PLACEMENTS

In 2023, the percentage of children placed Out-of-Home is the same in FEI counties vs. those in NON-FEI counties.



It should also be noted that a larger percentage of children are in Kinship Care in FEI Counties (**44%**) compared to non-FEI counties (**39%**).

Of those children in FEI Counties placed in Out-of-Home care for 2018 - 2023, the breakdown of placements are as follows:



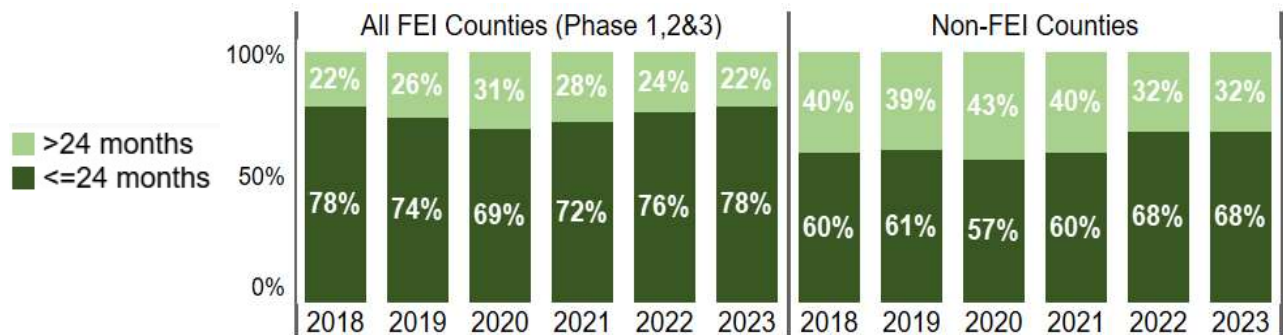
Since 2018:

- The percentage of children in **Kinship Care** has increased by **2** percentage points.
- The percentage of children in **Foster Care** has decreased by **3** percentage points.
- The percentage of children in **Congregate Care** has increased by **2** percentage points.

FEI OUTCOMES: LENGTH OF COURT SUPERVISION & TERMINATION

2,220 Children under court supervision in FEI Counties in 2023

Of the children under court supervision, the percent of cases that were court involved for 24 months or less (from point of adjudication forward) are as follows for FEI Counties vs. Non-FEI Counties, 2018 - 2023.



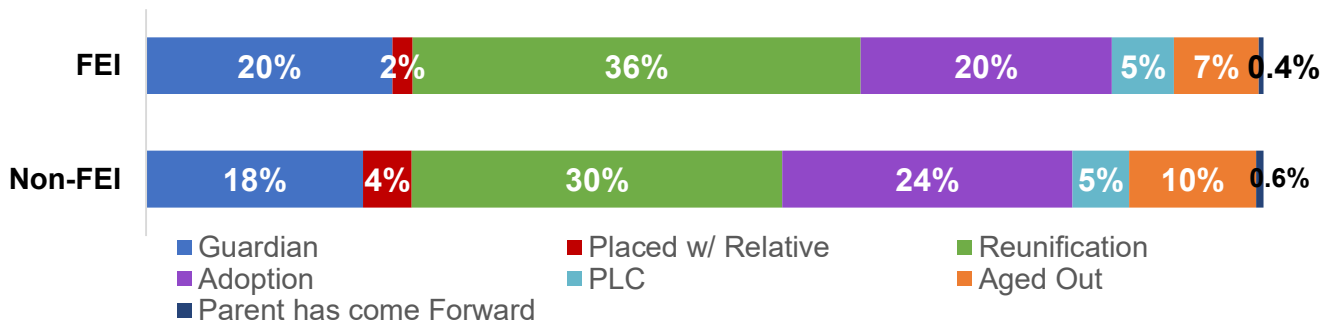
Children in **FEI Counties** are under court supervision for a shorter time period on average in comparison to children in Non-FEI Counties.

FEI Counties in 2023:

1,392 Children **entered** the Dependency System

1,236 Children **exited** the Dependency System

Permanent Placements recorded at time of Termination of Court Supervision:



FEI Counties vs. Non-FEI Counties:

- **More children are reunified in FEI Counties (36%)** vs. Non-FEI Counties (30%)
- **Fewer children aged out in FEI Counties (7%)** vs. Non-FEI Counties (10%)