

FAMILY ENGAGEMENT INITIATIVE



2021 DATA REPORT


Pennsylvania’s Family Engagement Initiative (FEI) is designed to assist select counties in furthering collaborative efforts between the judiciary and the child welfare agency to enhance family involvement in the child welfare system. The FEI focuses on three core components designed to meaningfully involve family: *Enhanced Legal Representation*; *Family Finding – Revised*; and *Crisis/Rapid Response Family Meetings*. This data report includes progress and outcomes for FEI Counties from their implementation date through December 2021.

Family Engagement Initiative Counties

Phase One Counties Started 2018	Phase Two Counties Started 2019	Phase Three Counties Started 2020
Blair Clinton Lackawanna Northampton Union	Beaver Butler Fayette Snyder Tioga Venango	Dauphin Lehigh Northumberland Philadelphia*

**Philadelphia County is not included in this data set because implementation was not finalized until 12/31/21.*

FEI DESIRED OUTCOMES




INCREASE...

- Meaningful Family Involvement
- Timely Permanence
- Use of Kinship Care
- Youth and Family Well-Being

DECREASE...

- Children Entering Foster Care
- Children Re-Entering Foster Care
- Use of Congregate Care



ENHANCED LEGAL REPRESENTATION

FEI County Oversight Teams select two of the four standards of practice listed in the table below to enhance quality legal representation. The chart below indicates the number of action items and their progress on those items in 2021.

- The top two standards of practice focused on were **Client Relationship and Contact** and **Case Preparation**.
- FEI Counties collectively completed **53** action items to enhance quality legal representation with **64** items in progress.

Standard of Practice	ACTION ITEMS		
	Planning	In Progress	Completed
Client Relationship & Contact	10	34	31
Case Preparation	7	23	16
Advocacy	2	3	6
Attorney Feedback Mechanism	1	4	0
TOTAL	20	64	53

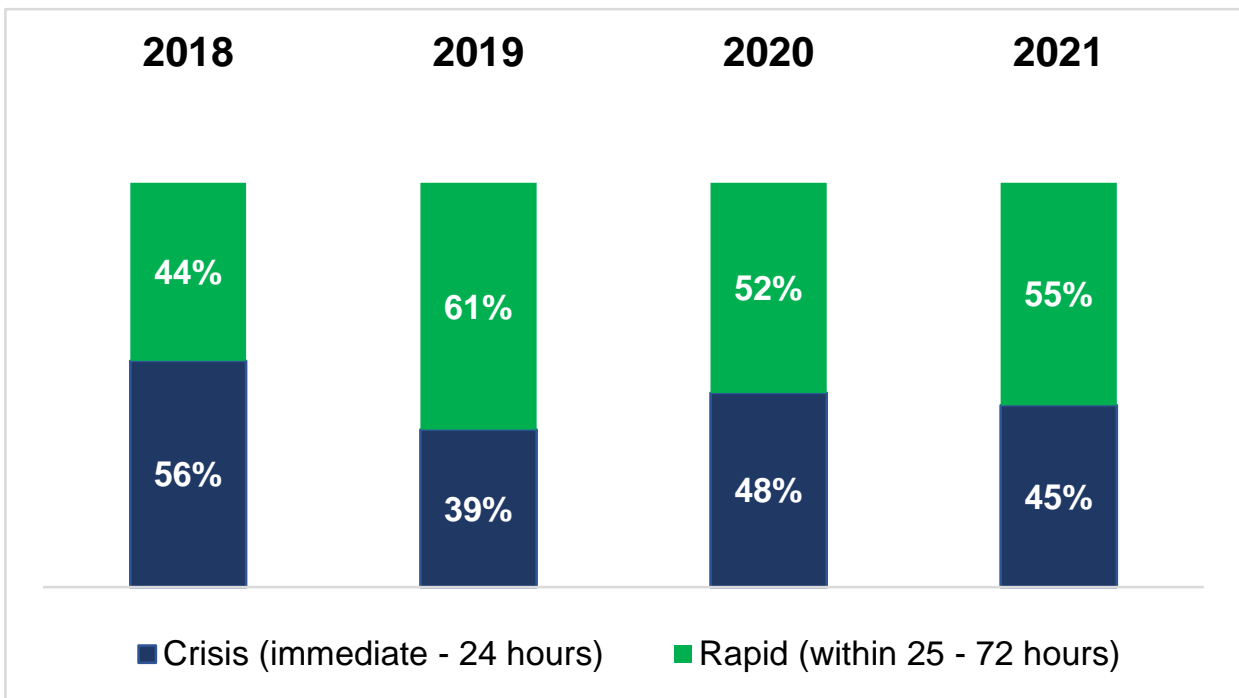
CRISIS/RAPID RESPONSE FAMILY MEETINGS

Crisis/Rapid Response Family Meetings involve gathering family/kin and community supports quickly, directly following an emergent event, that will likely result in an out-of-home placement for the child. This inclusive, family-centered approach is designed to not only give the family a voice but to actively involve them in decision-making. The goal of these neutral facilitated family meetings is to address the immediate concern leading to the need to remove the child from his/her home by developing a family plan. The family plans are designed to allow children to remain safely in their own homes, or if that is not possible, place them with kin to reduce trauma and maintain family/community connections.

In 2021...

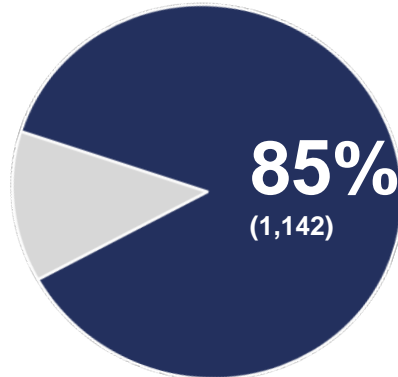
676 Meetings Held  **1,337** Children

Crisis vs. Rapid Response Family Meetings held 2018 - 2021:



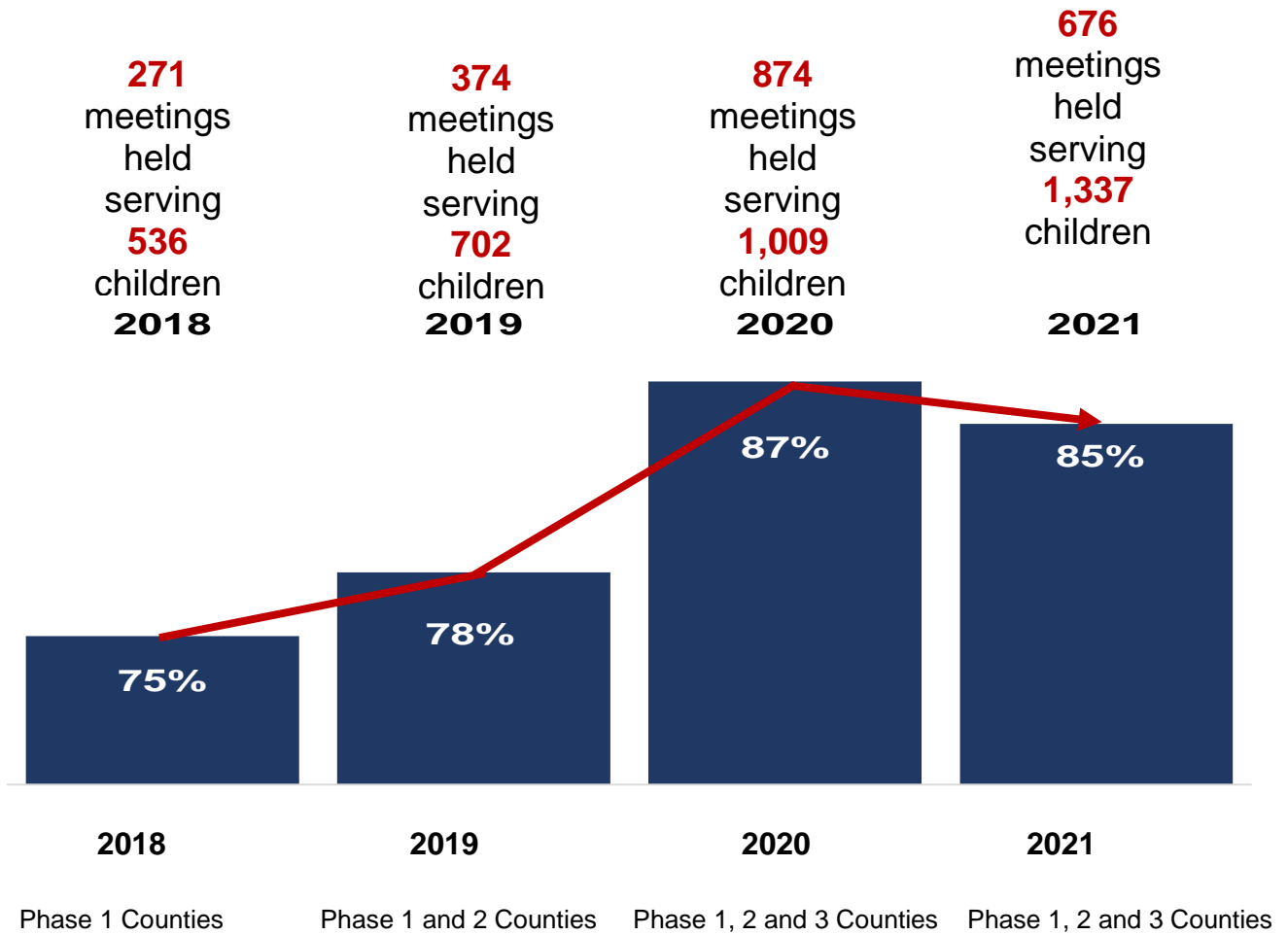
CRISIS/RAPID RESPONSE FAMILY MEETINGS

Of the children served in 2021...



had **more family members/kin** in attendance than professionals present

Comparing (2020 – 2021), the number of meetings held **decreased** by 23% however the number of children served **increased** by 25%.



Phase 1 Counties

Phase 1 and 2 Counties

Phase 1, 2 and 3 Counties

Phase 1, 2 and 3 Counties

Of the **1,337** children who had a meeting in 2021...



890 children

WERE AT HOME AT THE TIME OF THE MEETING



At the conclusion of the meeting...

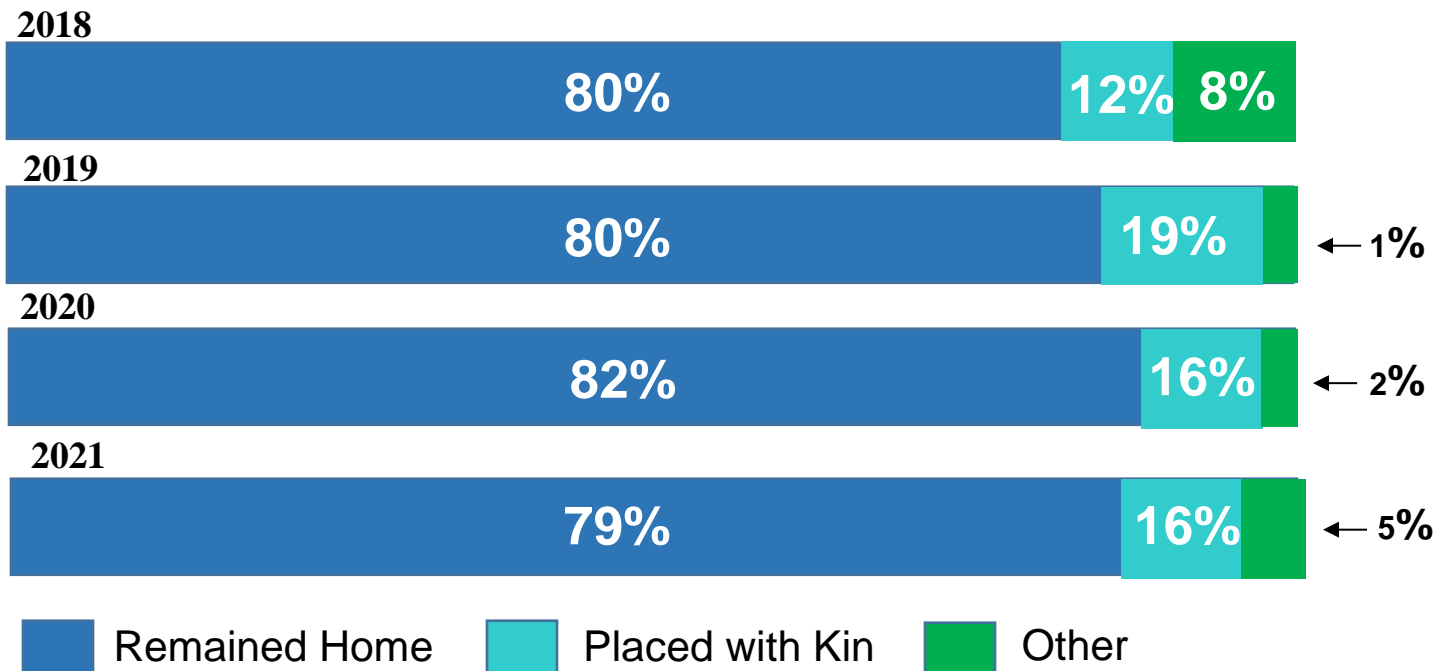
700 children (79%) remained at home

142 children (16%) were placed with kin



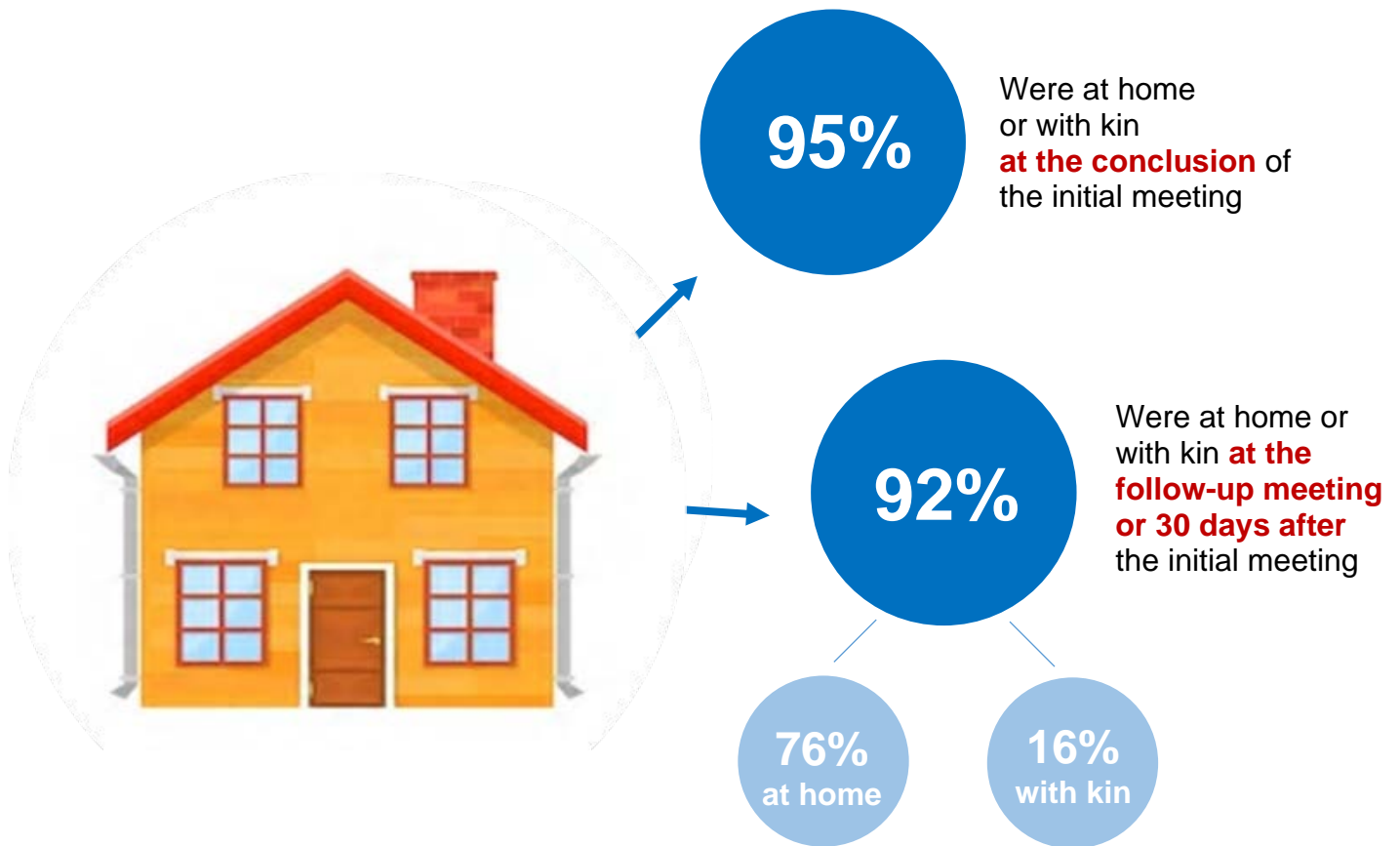
of the children remained safely at home or were placed with someone they knew at the conclusion of the meeting.

Over the past four years (2018 - 2021), most children who were at home at the time of the meeting remained home or with a familiar adult.



CRISIS/RAPID RESPONSE FAMILY MEETINGS: FOLLOW-UP PLACEMENT

Of the **1,337** children who had a meeting in 2021...



The follow-up section of this report will be updated once data becomes available for 3-months and 6-months following the initial Crisis/Rapid Response Family Meeting (August 2022).

FAMILY FINDING REPORT TO THE COURT

FEI Counties file Family Finding Reports to the Court for every dependency hearing. These reports provide information on the child welfare agency's family finding efforts since the previous hearing and the child's Adverse Childhood Experiences (ACE) score. This report also provides significant information on the child's resilience through the Child's Connection Circle, Child's Activity Calendar, and the identification of adults helping the child/family. The circle and calendar completed by the child or the child's caretaker, indicate whom the child loves and how he/she spends their time.

In 2021, of the **227** court records reviewed on **336** hearings...

68% Had a Family Finding Report to the Court, **same** as in 2020

64% Included a Completed Child's Connections Circle, **down** from 65% in 2020

60% Included a Completed Child's Activity Calendar, **up** from 58% in 2020



The ACE score is from 0-10. As the number of ACEs rise so does the risk for negative health and behavior outcomes later in life. An ACE score at or above a 4 is of particular concern. The court hearings reviewed showed a median ACE score of

4

Safe, Stable, Nurturing relationships help mitigate the consequences of ACE and build resilience.

Of the court records reviewed,

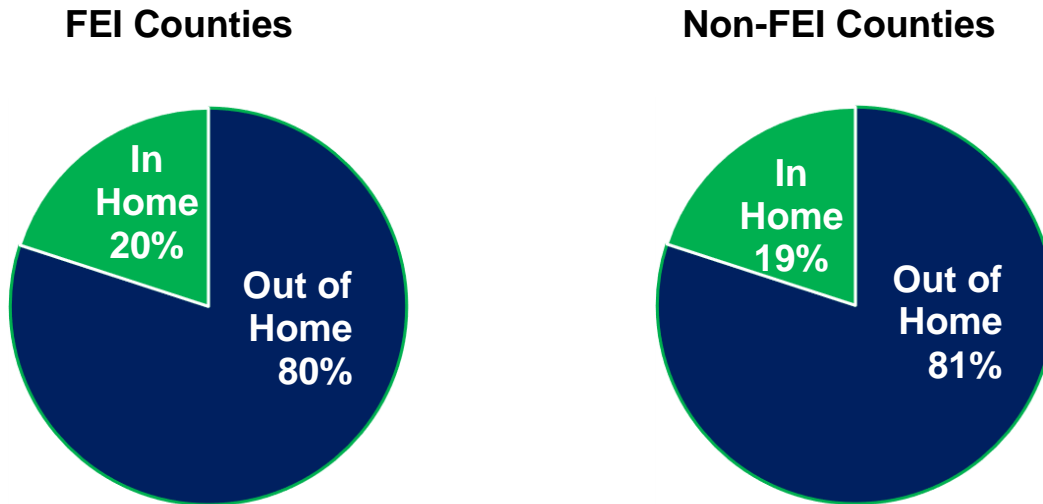
196

children were found to have **adults identified to help**



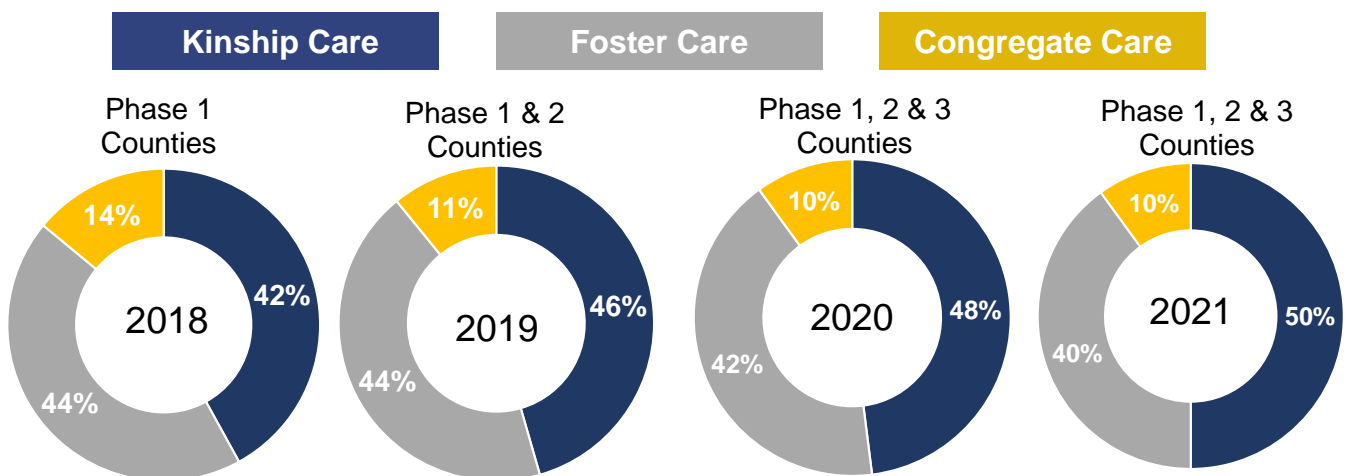
FEI OUTCOMES: COURT SUPERVISION & PLACEMENTS

In 2021, the percentage of children placed Out-of-Home is higher in Non-FEI counties vs. those in FEI counties.



The percentage of children **in the home** is slightly higher in FEI Counties. It should also be noted that there is a **larger percentage of children in Kinship Care** in FEI Counties (**50%**) compared to Non-FEI Counties (44%).

Of those **children in FEI Counties placed in Out-of-Home care** for 2018 - 2021, the breakdown of placements are as follows:



Since 2018:

- The percentage of children in **Kinship Care** has **increased** by 8 percentage points.
- The percentage of children in **Foster Care** has **decreased** by 4 percentage points.
- The percentage of children in **Congregate Care** has **decreased** by 4 percent points.

FEI OUTCOMES: LENGTH of COURT SUPERVISION & TERMINATION

2,095

The number of children in FEI Counties under court supervision in 2021

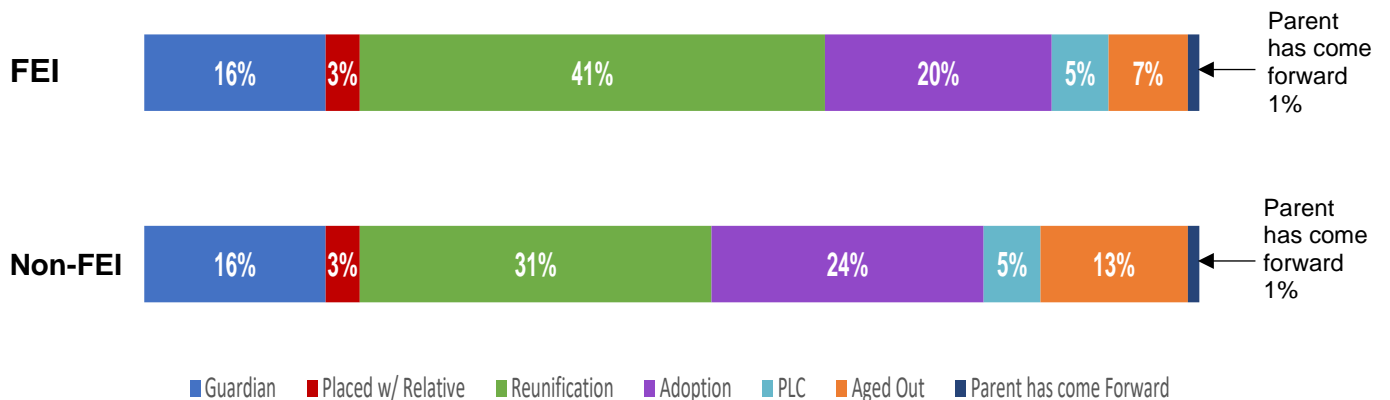
Of the children under court supervision, the percent of cases that were court involved for **24 months or less** (from point of adjudication forward) are as follows for FEI vs. Non-FEI Counties, 2018 - 2021.

All FEI Counties (Phase 1, 2 & 3)				Non-FEI Counties			
2018	2019	2020	2021	2018	2019	2020	2021
78%	78%	69%	70%	60%	61%	57%	60%

Of note...

- Children in **FEI Counties** are under court supervision for a shorter time period on average in comparison to children in Non-FEI Counties.

Permanent Placements recorded at time of Termination of Court Supervision:



Of note...

- More children are reunified in FEI Counties (41%) vs. Non-FEI Counties (31%)
- Fewer children aged out in FEI Counties (7%) vs. Non-FEI Counties (13%)